

# Variable ISI Channel

CLE1000 & CLE1040 Series



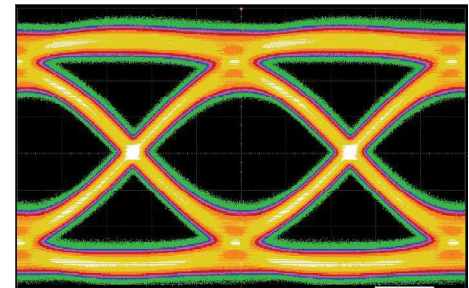
## Continuously Variable Passive & DC Coupled Repeatable & Stable Fine Adjustment

### Principle :

The variable insertion loss is achieved by controlling the electromagnetic field spatially around the transmission lines, which are electrically isolated from any components.

Patent No.: US 10,200,216 B2

Applied with Artek's unique technologies for analog signals as well as advanced electromagnetics, the CLE1000 & CLE1040 series are designed as a variable Inter-Symbol-Interference (ISI) channel for high speed serial interface stress tests. It controls the insertion loss continuously by 1,000 steps in its dynamic range for fine adjustment. The differential transmission lines are totally passive and DC coupled. The adjusted insertion loss is reliably repeatable and stable for secure test results. The control is done by the volume dial on the front panel and/or PC remote via USB for automated operation. Three (3) models of different loss range are available to cover various data rates. The CLE1000 & CLE1040 series are convenient ISI channel, applicable for various standard stress tests and compliance tests.

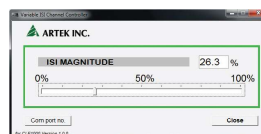


### Remote Control

- USB I/F for remote control
- Installs as a COM port
- GUI included
- Remote commands compatible with IEEE Std488-2 / SCPI-1990
- 4ch individual / simultaneous control



for CLE1040



for CLE1000

### Specifications:

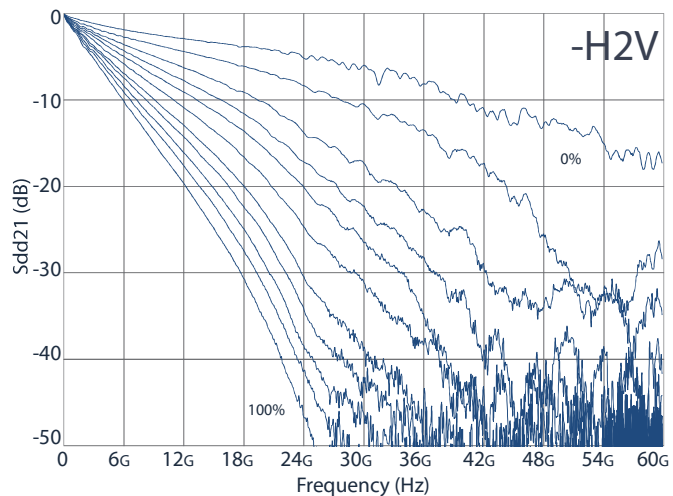
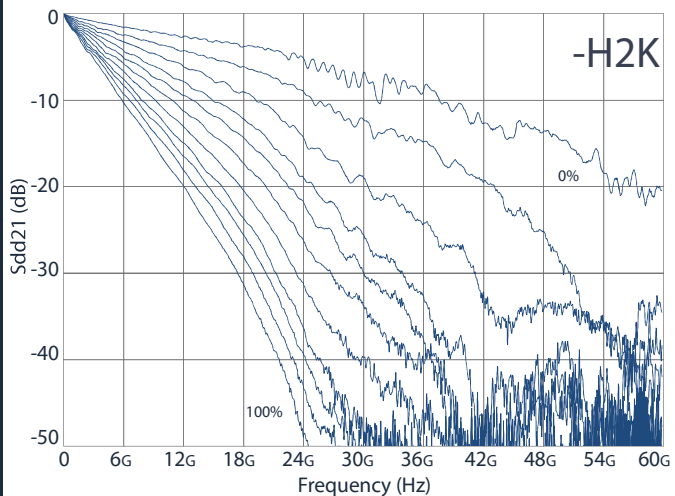
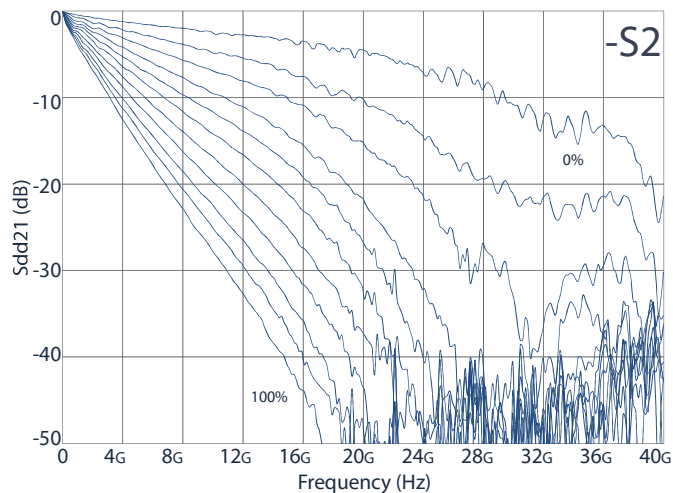
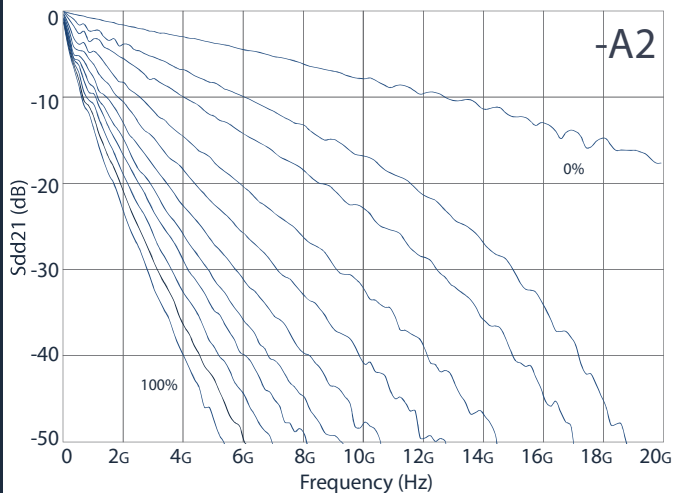
Transmission Line :	50 ohm Single-end, DC couple
Input Tolerance:	10Vpp max
Connectors (A2) :	SMA female
(S2 / H2K) :	2.92mm(K) female
(H2V) :	1.85mm(V) female
Delay (A2) :	3.8ns +/- 600ps approx.
(S2) :	2.2ns +/- 200ps approx.
(H2K / H2V) :	1.58ns +/- 70ps approx.
Power:	AC 85V~264V 50/60Hz, 70VA max
Dimensions:	
CLE1000 :	190(W) x 110(H) x 400(D) mm
CLE1040 :	453(W) x 221(H) x 456(D) mm

### Ordering Information

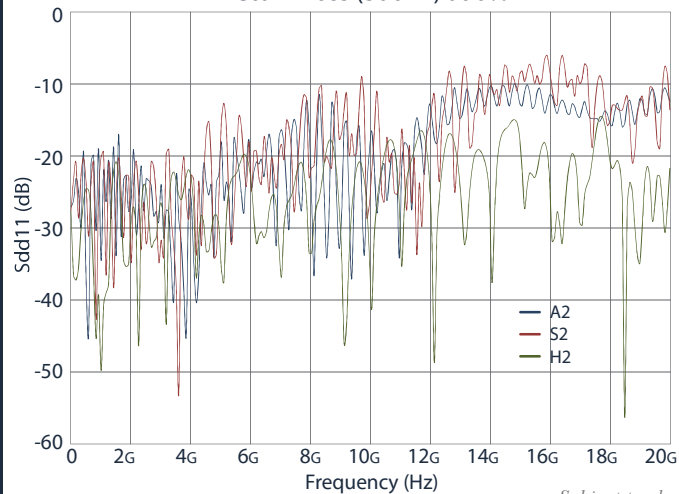
Single channel	4x channels
- CLE1000-A2	- CLE1040-A2
- CLE1000-S2	- CLE1040-S2
- CLE1000-H2K	- CLE1040-H2K
- CLE1000-H2V	- CLE1040-H2V

Insertion Loss (Sdd21)

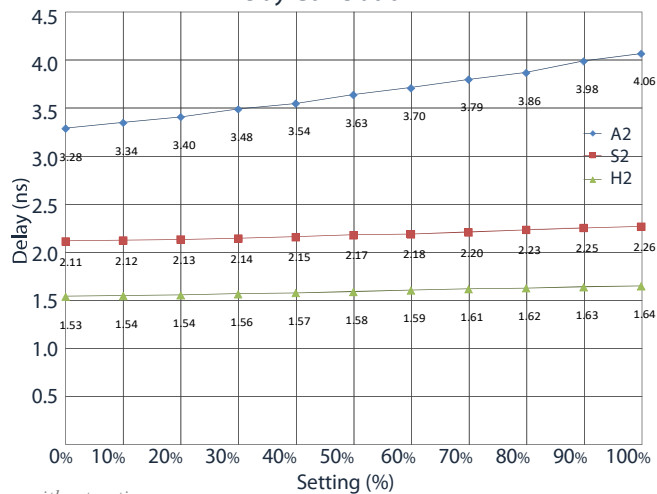
**1,000** steps for fine adjustment



Return Loss (Sdd11) at 0%



Delay Correlation



Subject to change without notice